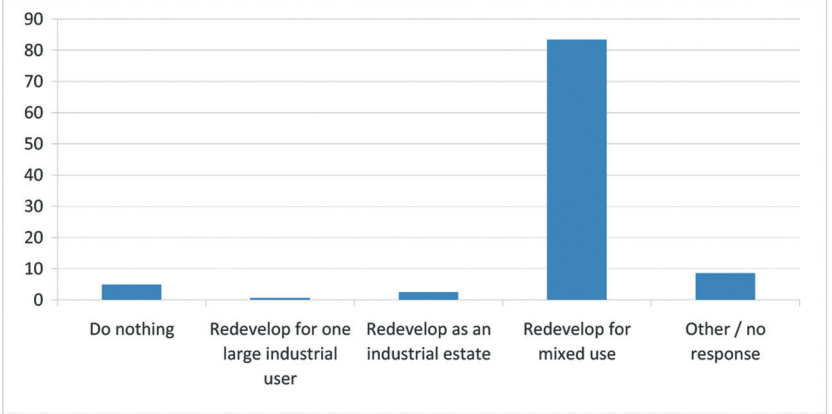




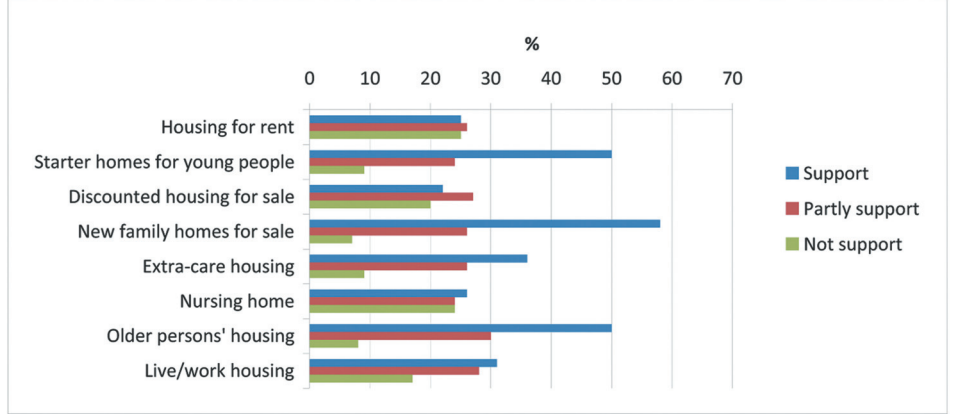
What you have told us so far...

Which land use do you most support? (Base 163)



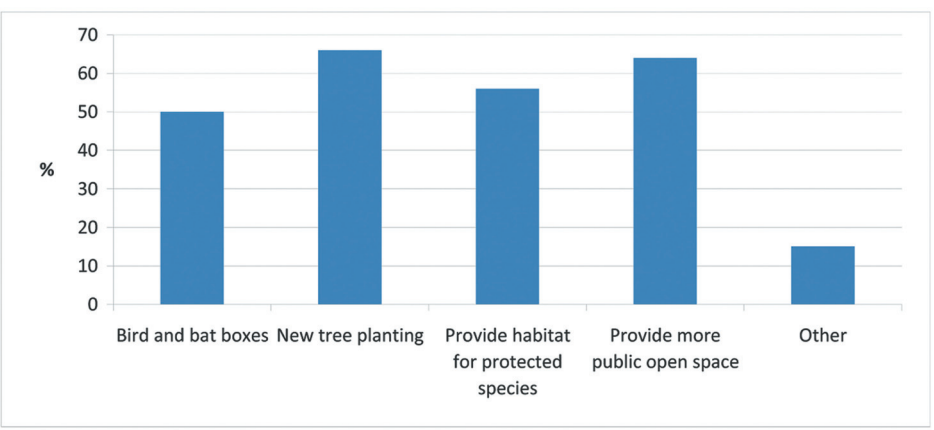
83.4% of residents support mixed use development

If 'Yes', how much support would you give to each of the following? (Base 123)



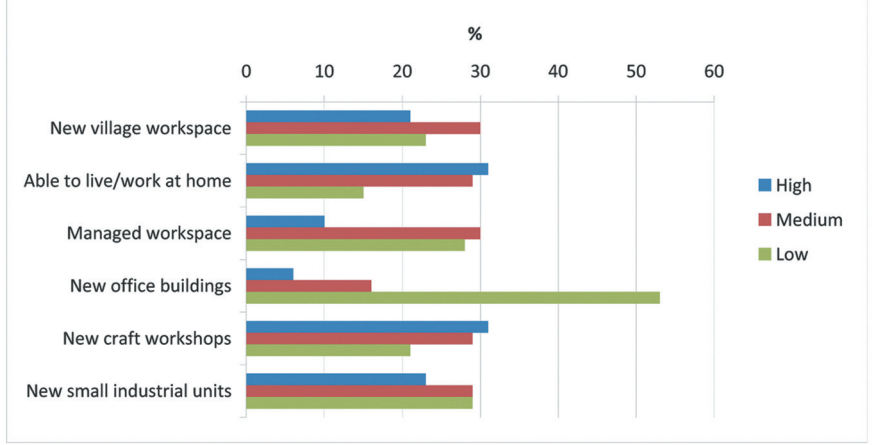
75.5% want housing on the site especially family houses, starter homes and some live/work

What environmental enhancement measures would you like to see as part of the masterplan? (Base 163 - multiple responses allowed)



66.3% favour new tree planting/community woodland and open space

Please tick the importance you would attach to each of the following (Base 163)



New employment opportunities favoured for craft workshops, studios, small industrial units and offices

- 25% of population is over aged 65 years and will double over the next 5 years

Requirements...

- New shop required
- More dwellings to support:
 - Local schools
 - Shops
 - Post office

Concerns...

- Drainage
- HGV traffic

Support for...

- Extended footpaths/bridleways
- Allotments
- Space for outdoor pursuits
- Older person's housing
- Nursing home